

EXAMINING SURGEONS

Dr. Roscoe C. Webb, Chief Surgeon, 1849 Medical Arts Bldg.
9th at Nicollet Ave., Minneapolis, Minn.
Dr. Ernest R. Anderson, Asst. Chief Surg., Minneapolis, Minn.
Dr. R. D. Campbell, Division Surgeon.....Grand Forks, N. D.
Dr. G. M. Williamson, Division Surgeon.....Grand Forks, N. D.
Drs. Kermott & Kermott, Division Surgeon.....Minot, N. D.
Dr. Kent E. Darrow, Asst. Division Surg..... Fargo, N. D.
Dr. P. H. Burton, Asst. Division Surg..... Fargo, N. D.
Dr. W. F. Sihler, Asst. Division Surg..... Devils Lake, N. D.
Dr. Frank Wheelon, Asst. Division Surg..... Minot, N. D.
Dr. H. W. Goehrs, Asst. Division Surg..... St. Cloud, Minn.
Dr. M. O. Oppegaard, Asst. Division Surg..... Crookston, Minn.

OPHTHALMIC SURGEONS (Eye Doctors)

Dr. Egil Boeckmann St. Paul, Minn.
Dr. C. N. Spratt Minneapolis, Minn.
Dr. M. B. Ruud Grand Forks, N. D.
Dr. W. T. Wenner St. Cloud, Minn.
Dr. Archibald D. McCannel..... Minot, N. D.

LOCAL SURGEONS

Dr. Bruce Boynton Ada, Minn.
Dr. A. Mahowald Albany, Minn.
Dr. A. D. Haskell Alexandria, Minn.
Dr. A. Mason Randall Ashby, Minn.
Dr. A. Cyr Barnesville, Minn.
Dr. J. A. Johnson Bottineau, N. D.
Dr. J. A. MacDonald Cando, N. D.
Dr. G. R. Waldren Cavalier, N. D.
Dr. O. L. Bertelson Crookston, Minn.
Dr. M. O. Oppegaard Crookston, Minn.
Dr. W. F. Sihler Devils Lake, N. D.
Dr. G. J. McIntosh Devils Lake, N. D.
Dr. W. L. Wallbank Dunseith, N. D.
Dr. A. N. Flaten Edinburg, N. D.
Dr. H. J. Fortin Fargo, N. D.
Dr. Kent E. Darrow Fargo, N. D.
Dr. P. H. Burton Fargo, N. D.
Dr. A. C. Baker Fergus Falls, Minn.
Dr. G. M. Williamson Grand Forks, N. D.
Dr. R. D. Campbell Grand Forks, N. D.
Dr. H. D. Benwell Grand Forks, N. D.
Dr. A. S. Berlin Hallock, Minn.
Dr. E. H. Richter Hunter, N. D.
Dr. Thos. M. Cable Hillsboro, N. D.
Dr. J. P. Bartle Langdon, N. D.
Dr. C. O. Haugen Larimore, N. D.
Dr. A. B. Lund Leeds, N. D.
Dr. R. C. Little Mayville, N. D.
Drs. Kermott and Kermott Minot, N. D.
Dr. Frank E. Wheelon Minot, N. D.
Dr. A. A. Meyer Melrose, Minn.
Dr. E. W. Humphrey Moorhead, Minn.
Dr. M. T. Savre Northwood, N. D.
Dr. E. Haberman Osakis, Minn.
Dr. F. E. Weed Park River, N. D.
Dr. J. L. Delmore Roseau, Minn.
Dr. A. M. Call Rugby, N. D.
Dr. O. W. Johnson Rugby, N. D.
Dr. H. W. Goehrs St. Cloud, Minn.
Dr. G. H. Goehrs St. Cloud, Minn.
Dr. D. W. Kohler St. Joseph, Minn.
Dr. J. F. DuBois Sauk Centre, Minn.
Dr. O. S. Craise Towner, N. D.
Dr. Chas. M. Adkins Thief River Falls, Minn.
Dr. L. H. Landry Walhalla, N. D.
Dr. E. E. Greene Westhope, N. D.
Dr. C. H. Holmstrom Warren, Minn.

F. H. Stull, Chief Dispatcher.
T. C. Basterash, Trainmaster.
A. C. Othoudt, Trainmaster.
W. J. O'Connor, Trainmaster.

GREAT NORTHERN RAILWAY COMPANY

DAKOTA DIVISION

TIME TABLE 78

EFFECTIVE 12:01 A. M.

CENTRAL TIME

Sunday, January 11, 1948.

Be positive you have with you while on duty, CURRENT
TIME TABLE and SPECIAL INSTRUCTIONS relating
thereto.

T. A. JERROW, Superintendent.
M. J. WELSH, General Manager.
J. B. SMITH, General Superintendent Transportation.

2 WESTWARD

FIRST SUBDIVISION

EASTWARD

Station Numbers	Car Capacity		SECOND CLASS		FIRST CLASS				Distance from Rice Jct.	Time Table No. 78 Effective January 11, 1948			Distance from Fargo	Telegraph Calls	SIGNS	FIRST CLASS				SECOND CLASS
	Siding	Other Tracks	443	405	7	11	105	29		STATIONS	8	12				30	106	406		
			Daily	Daily	Daily	Daily	Daily Ex. Sunday	Daily			Daily	Daily				Daily	Daily	Daily	Daily Ex. Sunday	Daily
82	72	23	L 11.15Pm	L 12.30Pm	L 10.07Pm	L 10.42Am	L 12.17Am	6.17	RICE JCT.	166.26	IJPX	A 5.47Am	A 2.07Pm	A 6.27Pm	A 12.02Am					
85	4		11.26	12.55	10.15	s 10.49	12.27	8.94	ST. JOSEPH	160.09	JO	DP	5.36	s 6.16	11.52					
90	72	24	⁴⁰⁶ 11.38	1.15	10.25	s 11.01	12.37	14.34	COLLEGEVILLE	157.32	P		1.52	s 6.10	⁴⁴³ 11.38					
96	72	51	11.50	¹² 1.35	10.33	s 11.10	12.46	20.39	AVON	151.92	VN	DPW	5.23	s 6.01						
102	69	39	11.59	1.49	10.41	s 11.20	12.55	26.66	ALBANY	145.87	BY	DNP	5.13	⁴⁰⁵ 1.35	s 5.49					
108	79	82	12.09Am	2.01	⁴⁰⁶ 10.49	s 11.31	s 1.06	32.62	FREPORT	139.60	FR	DP	5.03	s 5.37	11.05					
117	85	119	12.35	2.30	s 11.04	s 11.45	L 2.00Am	40.90	MELROSE	133.64	SU	DP	4.53	s 1.16	⁷ 10.49					
							A 2.03Am	41.06	SAUK CENTRE	125.36	AU	BDNR	s 4.42	s 1.05	s 5.10					
								41.70	PARK RAPIDS JCT.	125.20	JP				A 4.00Pm					
								48.70	N. P. Ry. Crossing	124.56	I				L 3.55Pm					
124	69	27	12.50	2.50	11.15	f 11.56	1.42	54.51	WEST UNION	117.56	WU	DP	4.25	12.52	f 4.48					
130	69	80	12.59	3.05	11.23	s 12.06Pm	s 1.52	60.17	OSAKIS	111.76	KS	DPW	4.15	s 12.44	s 4.38					
136	69	81	1.08	3.17	11.31	s 12.15	2.01	65.77	NELSON	106.09	N	DP	4.05	12.34	s 4.26					
141	83	93	1.18	3.33	s 11.39	s 12.25	s 2.11	72.33	ALEXANDRIA	100.49	RA	DNP	s 3.55	¹¹ 12.25	s 4.16					
148	69	23	1.28	³⁰ 3.58	11.51	s 12.40	2.30	78.06	GARFIELD	93.93	G	DP	3.40	12.12	⁴⁰⁵ 3.58					
154	69	42	1.38	4.15	11.59	s 12.48	2.39	83.21	BRANDON	88.20	BN	DP	3.30	12.04Pm	s 3.47					
159	114	169	2.05	4.35	12.09Am	s 12.56	s 2.51	87.93	EVANSVILLE	83.05	NS	BCDNP	3.20	s 11.57	s 3.38					
163		11				f 1.03	s	92.12	MELBY	78.33		P			s 3.23					
168	110	29	2.25	4.55	12.21	s 1.10	⁸ 3.04	99.82	ASHBY	74.14	B	DP	²⁹ 3.04	11.44	s 3.16					
178	69	32	⁸ 2.50	5.10	12.32	s 1.20	3.16	110.26	DALTON	66.44	DO	DP	⁴⁴³ 2.50	11.34	s 3.04					
187	63	216	3.10	5.29	s 12.47	s 1.35	s 3.37	110.93	N. P. Ry. Crossing	56.00		IJ								
195	90	26	3.30	5.44	1.01	f 1.46	3.52	119.21	PELICAN JCT.			BDN	2.32	s 11.20	s 2.45					
204	69	31	3.43	5.58	1.12	s 1.57	4.04	127.82	FERGUS FALLS	55.33	GS	WX	2.13	11.07	f 2.28					
210	69	16	3.54	6.10	³⁰ 1.22	f 2.07	4.14	134.60	CARLISLE	47.06	CA	DP	2.01	10.57	s 2.17					
217	Yard	515	4.06	6.25	s 1.40	s 2.22	s 4.35	141.81	ROTHSAY	38.44	RT	DPW	2.01	10.57	s 2.17					
226	79	32	4.20	⁴⁰⁶ 6.40	A 1.42Am	2.24	A 4.37Am	142.85	LAWDALE	31.66	WN	DP	1.50	10.48	f 2.07					
232	49	32	4.32	6.59		s 2.35		149.80	BARNESVILLE	24.45	D	BDNRW	⁷ 1.40	s 10.39	s 1.57					
235		49						156.37	BARNESVILLE JCT.	23.41		IJPX	L 1.33Am	10.35	L 1.48Pm					
								159.61	BAKER	16.46	BK	DP		s 10.26						
			A 4.45Am	A 7.15Pm			A 2.58Pm	164.39	SABIN	9.89	SB	DP		s 10.17	⁴⁰⁵ 6.40					
									RUTHRUFF	6.65		P		10.12						
									MOORHEAD JCT.	1.87	MJ	DNLJR		L 10.06Am	L 6.15Pm					

AUTOMATIC BLOCK SIGNALS

TRAINS BETWEEN MOORHEAD JCT. AND FARGO JCT. BE GOVERNED BY SECOND SUBDIVISION SCHEDULES.

242	Yard	1310			A 3.08Pm		166.26	1.87 FARGO	FO	BDNKR WX	L 10.00Am					
			5.30	6.45	3.35	4.26	.03	4.20			4.14	4.07	4.39	.05	5.47	
			29.4	24.3	39.8	37.5	8.2	32.9			33.7	40.3	30.7	1.7	28.4	
			Time Over Subdivision			Average Speed Per Hour										

Westward trains are superior to eastward trains of the same class, Except Nos. 6 and 12 are superior to No. 105.

No. 12 will stop on flag at Brandon for revenue passengers destined Twin Cities or east thereof.

No. 29 will stop on flag at Brandon to discharge revenue passengers from Twin Cities or east thereof.

WESTWARD

SECOND SUBDIVISION

WESTWARD 3

Station Numbers	Car Capacity		Distance from Moorhead Jct.	Time Table No. 78 Effective January 11, 1948	STATIONS	Telegraph Calls	Distance from Fargo Jct.	SIGNS	FIRST CLASS						SECOND CLASS				
	Siding	Other Tracks							1 Streamliner	9	27	3	11	(132) 127	443	209	199	341	405
.....	MOORHEAD JCT.	MJ	2.91	DNIJR WX	L 12.50Am	L 5.50Am	L 2.28Pm	L 3.08Pm	L 2.58Pm	L 4.45Am	L 7.15Pm
.....	0.13	N.P.RY. CROSSING	2.78	I
241	55	263	0.82	MOORHEAD	MH	2.00	DNPXR	12.51	5.55	2.30	3.10	3.03	L 9.05Pm	4.48	7.18
242	Yard	1310	1.87	FARGO	FO	1.04	BDNKR WX	12.55	209 6.20	2.45	3.25	A 3.08Pm	A 9.10Pm	4.55	L 6.30Am	L 6.40Am	L 8.25Am	210 7.25
242	2.91	FARGO JCT.	F	BCDNJKO RWXY	A 1.02Am	A 6.23Am	A 2.50Pm	A 3.30Pm	A 5.00Am	A 6.35Am	A 6.45Am	A 8.30Am	A 7.30Pm
Time Over Subdivision									.12	.33	.22	.22	.10	.05	.15	.05	.05	.05	.15
Average Speed Per Hour									14.5	5.3	7.9	7.9	11.2	12.4	11.6	12.4	12.4	12.4	11.6

EASTWARD

SECOND SUBDIVISION

EASTWARD

Station Numbers	Car Capacity		Distance from Moorhead Jct.	Time Table No. 78 Effective January 11, 1948	STATIONS	Telegraph Calls	Distance from Fargo Jct.	SIGNS	FIRST CLASS						SECOND CLASS				
	Siding	Other Tracks							2 Streamliner	(181) 128	12	4	28	10	342	406	200	210	
																			Daily
.....	MOORHEAD JCT.	MJ	2.91	DNIJR WX	A 2.05Am	A 10.06Am	A 5.07Pm	A 10.37Pm	A 10.57Pm	A 6.15Pm
.....	0.13	N.P.RY. CROSSING	2.78	I
241	55	263	0.82	MOORHEAD	MH	2.00	DNPXR	2.03	A 6.40Am	10.04	5.05	10.35	10.55	6.12	405
242	Yard	1310	1.87	FARGO	FO	1.04	BDNKR WX	2.00	L 6.35Am	L 10.00Am	5.00	10.30	10.45	A 3.35Pm	6.05	A 7.00Pm	A 7.25Pm	405
242	2.91	FARGO JCT.	F	BCDNJKO RWXY	L 1.52Am	L 4.48Pm	L 10.00Pm	L 10.20Pm	L 3.30Pm	L 6.00Pm	L 6.50Pm	L 7.20Pm	
Time Over Subdivision									.13	.05	.06	.19	.37	.37	.5	.15	.10	.05	
Average Speed Per Hour									13.4	12.4	18.7	9.2	4.7	4.7	12.4	11.6	6.2	12.4	

Westward trains are superior to eastward trains of the same class, except as follows:
 No. 1 is superior to all trains;
 No. 2 is superior to all trains except No. 1;
 Nos. 28 and 10 are superior to No. 127.

CLEARING OF STREAMLINERS

The time of No. 1 must be cleared by westward first class trains not less than 5 minutes before No. 1 is due to leave the last station where time is shown, and by other westward trains not less than 10 minutes before No. 1 is due to leave the last station where time is shown.

The time of No. 1 must be cleared by eastward first class trains, except No. 2, not less than 10 minutes at all stations, and by other eastward trains not less than 15 minutes.

Within Yard limits, inferior trains and engines must clear the main track not less than 10 minutes before No. 1 and No. 2 are due to leave the last station where time is shown.

See Item 1, All Subdivisions, Special Instructions No. 3, page 9, for Instructions Governing Operation of Streamliners.

The time of No. 2 must be cleared by eastward first class trains not less than 5 minutes before No. 2 is due to leave the last station where time is shown, and by other eastward trains not less than 10 minutes before No. 2 is due to leave the last station where time is shown.

The time of No. 2 must be cleared by westward first class trains, except No. 1, not less than 10 minutes at all stations, and by other westward trains not less than 15 minutes.

4 WESTWARD

THIRD SUBDIVISION

EASTWARD

Station Numbers	Car Capacity		SECOND CLASS		FIRST CLASS		Distance from Fargo Jct.	Time Table No. 78 Effective January 11, 1948			Telegraph Calls	Distance from PA Tower	SIGNS	FIRST CLASS			SECOND CLASS
	Sidings	Other Tracks	405	443		3		9	4	10				406			
			Daily	Daily		Daily		Daily							Daily	Daily	Daily
STATIONS																	
243			L 8.30Pm	L 5.15Am		L 3.30Pm	L 6.23Am		FARGO JCT.	F	74.68	BCDNJKO RWXY	A	4.48Pm	A 10.20Pm		A 3.00Pm
250	78	40	8.50	5.30		3.40	s 6.33	7.44	HARWOOD	WD	67.24	DP		f 10.09			2.42
256	80	34	9.05	5.40		3.48	s 6.42	13.03	ARGUSVILLE	SI	61.65	DP		s 10.00			2.30
263	108	50	9.20	5.52		3.58	s 6.52	19.87	GARDNER	GA	54.81	DP		s 9.49			2.15
269	80	44	9.38	6.02		4.06	s 7.01	26.16	GRANDIN	GN	48.52	DP		s 9.38			2.02
AUTOMATIC BLOCK SIGNALS																	
275		32	9.57	6.11		4.15	s 7.10	32.26	KELSO	CS	42.42	DP		f 9.28			1.50
281	210	110	10.10	6.28		4.24	s 7.22	38.00	HILLSBORO	HS	36.68	DNPW	s	3.48	s 9.18		1.35
289	78	36	10.25	6.42		4.34	s 7.34	45.82	CUMMINGS	MU	28.85	DP		s 9.03			1.13
295	80	49	10.37	6.51		4.41	s 7.44	51.88	BUXTON	BU	22.80	DP		s 8.52			1.01
300	77	58	10.47	6.59		4.47	s 7.52	56.78	REYNOLDS	RD	17.90	DP		s 8.42			12.50
307	110	77	11.00	7.10		4.56	s 8.03	63.95	THOMPSON	ON	10.73	DP		s 8.30			12.35
313		37	11.09	7.19		5.02	f 8.11	68.87	MERRIFIELD		5.81	P DNIJ XY		f 8.20			12.25
317			A 11.20Pm	A 7.30Am		A 5.10Pm	A 8.20Am	74.68	PA TOWER	PA			L	3.00Pm	L 8.10Pm		L 12.10Pm
													1.48	2.10		2.50	
													41.4	34.4		26.3	
													Time Over Subdivision				
													Average Speed Per Hour				

Westward trains are superior to eastward trains of the same class.

No. 3 Stops at any Station between Fargo and Grand Forks to pick up revenue passengers for points west of Williston where No. 3 is scheduled to stop.

WESTWARD

FOURTH SUBDIVISION

WESTWARD 5

Station Numbers	Car Capacity		Distance from Crookston Yard	Time Table No. 78		Distance from Grand Forks	Telegraph Call	SIGNS	FIRST CLASS					THIRD CLASS		
	Sidings	Other Tracks		Effective January 11, 1948					STATIONS	7	35	29	131	(136) 133	(406) 607	Daily Ex. Sun.
A298	Yard	405	CROOKSTON YARD.....	27.13	CA	BCJNPR WX	L 6.05Am	L 7.40Pm			
.....	0.81	CROOKSTON JCT.....	28.23	JPWX	L 3.55Am	6.06	L 7.03Am	L 8.56Am	7.42			
A299	147	1.98	CROOKSTON.....	28.15	C	BDNK RX	s 4.10	s 6.20	s 7.15	s 9.05	A 7.45Pm			
.....	62	3.55	NOYES JCT.....	34.02	JPXY	A 4.13Am	6.23	7.18	A 9.13Am	L 7.45Am			
M5	49	38	7.00	NIXON.....	30.12	P	6.28	7.23	7.55			
M10	111	51	12.77	FISHER.....	14.30	FH	DP	s 6.36	s 7.31	8.15			
M18	50	18	20.20	MALLORY.....	6.93	RY	DP	f 6.46	f 7.40	8.30			
M24	Yard	460	26.34	EAST GRAND FORKS.....	0.79	EA	X	s 6.55	s 7.50	8.50			
320	Yard	2668	27.13	GRAND FORKS.....	GF	BCDNK ORWX	A 7.00Am	A 7.55Am	A 9.00Am			
Time Over Subdivision								.18	.55	.52	.17	.05	1.15			
Average Speed Per Hour								7.7	29.6	30.3	8.1	23.7	18.8			

EASTWARD

FOURTH SUBDIVISION

EASTWARD

Station Numbers	Car Capacity		Distance from Crookston Yard	Time Table No. 78		Distance from Grand Forks	Telegraph Call	SIGNS	FIRST CLASS					SECOND CLASS	
	Sidings	Other Tracks		Effective January 11, 1948					STATIONS	(135) 134	30	132	36	8	(405) 404
A298	Yard	405	CROOKSTON YARD.....	27.13	CA	BCJNPR WXY	A 9.10Am	A 11.45Pm		
.....	0.81	CROOKSTON JCT.....	28.23	JPWX	9.08	A 11.43Am	A 6.45Pm	11.43	A 11.33Pm		
A299	147	1.98	CROOKSTON.....	28.15	C	BDNK RX	L 9.05Am	s 11.41	s 6.40	11.40	s 11.30		
.....	62	3.55	NOYES JCT.....	34.02	JPXY	11.34	L 6.20Pm	11.04	L 11.21Pm	A 1.30Am		
M5	49	38	7.00	NIXON.....	30.12	P	11.29	10.58	1.20		
M10	111	51	12.77	FISHER.....	14.30	FH	DP	f 11.22	f 10.48	1.08		
M18	50	18	20.20	MALLORY.....	6.93	RY	DP	f 11.13	f 10.36	12.53		
M24	Yard	460	26.34	EAST GRAND FORKS.....	0.79	EA	X	s 11.05	s 10.26	12.40		
320	Yard	2668	27.13	GRAND FORKS.....	GF	BCDNK ORWX	L 11.00Am	L 10.20Pm	L 12.30Am		
Time Over Subdivision								.05	.43	.25	1.25	.12	1.00		
Average Speed Per Hour								23.7	33.7	35.5	19.2	11.5	24.0		

Westward trains are superior to eastward trains of the same class.

6 WESTWARD

FIFTH SUBDIVISION

Station Numbers	Car Capacity		THIRD CLASS		SECOND CLASS		FIRST CLASS							Distance from Grand Forks	Time Table No. 78		Telegraph Calls	
	Sittings	Other Tracks	629	631	205	307	(10)	(208)	3	201	(4)	209	207		9	Effective January 11, 1948		STATIONS
			Daily	Daily	Daily Ex. Sun.	Daily Ex. Sun.	Daily	Daily Ex. Sun.	Daily	Daily Ex. Sun.	Daily	Daily Ex. Sun.	Daily Ex. Sun.		Daily			
320	Yard	2668			L 9.25Am	L 9.20Am		L 7.55Pm		L 5.25Pm	L 3.15Pm	L 2.50Pm		L 8.45Am	1.90	GRAND FORKS. 1.90 UNIVERSITY 0.69 PA TOWER. 4.12 POWELL 4.35 OJATA. 4.64 EMERADO 6.08 ARVILLA 6.08 LARIMORE 2.88 HANNAH JCT. 4.79 SHAWNEE 6.73 NIAGARA 6.30 PETERSBURG 5.76 MICHIGAN 4.69 MAPES 5.71 LAKOTA 0.33 SARLES JCT. 3.74 BARTLETT 4.90 DOYON 4.81 CRARY 5.81 KEITH 5.21 DEVILS LAKE. 4.20 M. St. P. & S. S. M. R. R. Cg. 2.90 GRAND HARBOR 5.88 PENN. 5.97 CHURCHS FERRY. 7.15 NILES 4.27 LEEDS 6.32 YORK 6.00 KNOX 5.62 PLEASANT LAKE. 4.88 FERO 4.65 RUGBY 5.22 TUNBRIDGE 6.29 BERWICK 7.47 TOWNER. 8.71 DENBIGH 12.15 GRANVILLE 6.86 NORWICH 7.23 SURREY 11 M. D. JCT.	GF	
317			L 6.00Pm		9.31	A 9.30Am		A 8.10Pm		5.35	3.21	A 3.00Pm		8.58	2.59		PA	
326		22	6.15		f 9.39						f 3.28			6.71				
380	79		6.38		9.48					5.48	3.35			9.09	11.06			
335	79	40	7.12		s 9.58					5.54	s 3.44			9.16	15.70		DO	
341	73	82	7.40		s 10.09					6.02	s 3.55			9.25	21.73		RF	
347	Yard	709	8.20		10.20					6.11	A 4.10Pm			s 9.36	27.76		KI	
					A 10.25Am										30.14			
354	71		8.45							6.21				f 9.46	34.93			
361	100	86	9.10							6.31				s 9.58	41.66		NA	
367	71	82	9.30							6.40				s 10.09	47.96	BE		
373	100	82	9.55							6.48				s 10.19	53.72	HI		
378	72	87	10.15							6.54				s 10.27	58.41	MA		
383	71	190	10.45					L 4.37Pm		s 7.03			L 10.50Am	10.43	64.12	B		
													A 10.52Am		64.45			
387	70	82	11.05							s 4.45	7.09			s 10.50	68.19	BA		
398	72	29	11.25							s 4.56	7.15			s 10.58	73.09	DY		
397	74	84	11.45							s 5.06	7.21			s 11.06	77.90	CY		
408	70	21	12.01Am							f 5.17	7.29			r 11.14	83.51			
406	Yard	678	A 12.30Am	L 6.00Am				A 5.30Pm		s 7.47			L 1.40Pm	s 11.36	88.72	WS		
415	73	84		6.30						8.01			f 1.55	11.59	95.82			
421	76	83		6.50						8.09			s 2.05	12.10Pm	101.70	PN		
427	115	130		7.30						8.17			A 2.15Pm	s 12.20	107.67	FY		
434	70	29		7.50						8.26				r 12.30	114.82			
438	70	29		8.15						8.31				12.39	119.09	JD		
445	81	137		8.35						8.39				s 12.50	125.41	XN		
451	56	84		9.00						8.47				s 1.00	181.41	OX		
456	70	37		9.20						8.55				s 1.09	186.93	A		
460	50	18		9.40						9.01				f 1.17	141.31			
465	124	215		10.35						s 9.13				s 1.40	145.96	RU		
471	70	18		11.01						9.20				s 1.50	151.18	UN		
477	71	85		11.30						9.29				s 2.01	157.47	BK		
484	69	113		12.15Pm						f 9.39				s 2.17	164.94	OW		
492	70	17		12.45						9.50				f 2.31	173.65			
504	70	140		1.25						10.09				s 2.57	185.80	J		
512	71	28		1.57						10.19				s 3.09	192.66	CH		
519	70	36		2.19						10.29				s 3.22	199.89	SR		
				A 2.20Pm						A 10.30Pm				A 3.23Pm	200.00			
			6.30	8.20	1.00	.10		.15	.53	5.05	.55	.10	.35	.02	6.38			
			13.6	13.3	30.1	15.5		10.0	27.8	39.3	30.2	15.5	32.5	10.0	30.1			

Time Table No. 78
Effective January 11, 1948
STATIONS

Double Track
 GRAND FORKS.
 UNIVERSITY
 PA TOWER.
 POWELL
 OJATA.
 EMERADO
 ARVILLA
 LARIMORE
 HANNAH JCT.
 SHAWNEE
 NIAGARA
 PETERSBURG
 MICHIGAN
 MAPES
 LAKOTA
 SARLES JCT.
 BARTLETT
 DOYON
 CRARY
 KEITH
 DEVILS LAKE.
 GRAND HARBOR
 PENN.
 CHURCHS FERRY.
 NILES
 LEEDS
 YORK
 KNOX
 PLEASANT LAKE.
 FERO
 RUGBY
 TUNBRIDGE
 BERWICK
 TOWNER.
 DENBIGH
 GRANVILLE
 NORWICH
 SURREY
 M. D. JCT.

Telegraph Calls
 GF
 PA
 DO
 RF
 KI
 NA
 BE
 HI
 MA
 B
 BA
 DY
 CY
 WS
 PN
 FY
 JD
 XN
 OX
 A
 RU
 UN
 BK
 OW
 J
 CH
 SR

Time Over Subdivision
Average Speed Per Hour

Westward trains are superior to eastward trains of the same class, except No. 4 is superior to Nos. 209, 207 and 201, and No. 10 is superior to Nos. 209 and 211.
 No. 9 will stop on flag at stations between Grand Forks and Larimore to pick up revenue passengers for points west of Larimore.

FIFTH SUBDIVISION

EASTWARD 7

Time Table
No. 78
Effective
January 11, 1948

Distance from
M. D. Junction

STATIONS	SIGNS	FIRST CLASS							SECOND CLASS		THIRD CLASS		
		(9)	(207)	4	202	210	10	(3)	208	206	308	632	630
		144	212	4	202	210	10	142	208	206	308	632	630

		(9)	(207)	4	202	210	10	(3)	208	206	308	632	630
		Daily	Daily Ex. Sun.	Daily	Daily Ex. Sun.	Daily Ex. Sun.	Daily	Daily	Daily Ex. Sun.	Daily Ex. Sun.	Daily Ex. Sun.	Daily	Daily
Double Track	GRAND FORKS 1.90	200.00	BCDNK ORWX	A 8.25Am	A 2.40Pm	A 11.10Am	A 7.35Pm	A 5.15Pm		A 6.55Pm	A 7.05Pm		
	UNIVERSITY 0.69	198.10	P										
	PA TOWER 4.12	197.41	DNIJXY	L 8.20Am	2.34	11.04	7.30	L 5.10Pm		⁸⁰⁸ 6.50	²⁰⁶ L 6.55Pm	A 12.01Am	
	POWELL 4.35	198.29	P		f 10.58					f 6.44 ⁸²⁹			11.50
	OJATA 4.64	188.94	P		2.23	10.52	7.19			f 6.38			11.40
	EMERADO 6.03	184.80	DP		2.16	f 10.43	⁸²⁹ 7.12			s 6.30			11.25
	ARVILLA 6.03	178.27	DP		2.08	f 10.32	7.04			s 6.21			11.10
	LARIMORE 2.38	172.24	BDNJK PRWXY		2.00	L 10.20Am ²⁰⁵	s 6.55			s 6.11			10.50
	HANNAH JCT. 4.79	169.86	JPX				6.48			L 6.03Pm			10.10
	SHAWNEE 4.64	165.07	P		1.51		f 6.41						
AUTOMATIC BLOCK SIGNALS	NIAGARA 6.30	158.89	DPW		1.42		s 6.31 ³						9.50
	PETERSBURG 5.76	152.04	DP		1.34		s 6.21						⁸²⁹ 9.30
	MICHIGAN 4.69	146.28	DPW		1.26		s 6.11						8.55
	MAPES 5.71	141.59	DP		1.20		s 6.02						8.35
	LAKOTA 0.33	135.88	DNPRX	A 10.20Am	s 1.12		s 5.53		A 4.32Pm				8.10
	SARLES JCT. 3.74	135.55	JXY						L 4.30Pm				
	BARTLETT 4.81	131.81	DP	s 10.06	1.05		s 5.41						7.35
	DOYON 4.81	126.91	DPW	s 9.56	12.59		s 5.33						³ 7.15
	CRARY 5.61	122.10	DP	s 9.46	12.53		s 5.25						6.45
	KEITH 5.21	116.49	P	f 9.35	12.45		f 5.17 ²¹¹						6.25
AUTOMATIC BLOCK SIGNALS	DEVILS LAKE 4.20	111.26	BCDNJK ORWXY	L 9.25Am	s 12.37	A 10.35Am	s 5.08					A 2.45Pm	L 6.05Pm
	M. St. P. & S. S. M. R. R. Cg. 2.90	107.08	I										
	GRAND HARBOR 5.88	104.18	P		12.18 ⁹	f 10.21	f 4.40					2.25	
	PENN. 5.97	98.80	DP		⁹ 12.10	s 10.10	s 4.31					²⁰⁹ 2.05	
	CHURCHES FERRY 7.15	92.38	BDJPR WXY		12.02Pm	L 9.59Am	s 4.21					1.35	
	NILES 4.27	85.18	P		11.53		f 4.10					1.01	
	LEEDS 6.32	80.91	DPW		11.48		s 4.03					⁹ 12.39Pm	
	YORK 8.00	74.59	BDJP WXY		11.40 ⁶³²		s 3.52					11.55	
	KNOX 5.52	68.59	DP		^{11.32}		s 3.41					⁴ 11.32	
	PLEASANT LAKE 4.38	63.07	DP		11.24		s 3.33					11.10	
AUTOMATIC BLOCK SIGNALS	FERO 4.65	58.69	P		11.18		f 3.27					10.50	
	RUGBY 5.29	54.04	BCDNJK PWXY		s 11.11 ⁶³¹		s 3.20					⁶³¹ 10.35	
	TUNBRIDGE 6.29	48.82	DP		^{11.01}		s 3.05					10.10	
	BERWICK 7.47	42.83	DP		10.53		s 2.56					9.40	
	TOWNER 8.71	35.06	BDJKP WXY		f 10.43		s 2.46					9.05	
	DENBIGH 12.14	26.35	P		10.31		f 2.31 ⁹					8.20	
	GRANVILLE 6.86	14.20	BDJKP WXY		10.15		s 2.14 ⁸³¹					7.35	
	NORWICH 7.23	7.34	DP		10.06		s 1.57					7.00	
	SURREY 11	.11	DNR		9.56		s 1.46					6.31	
	M. D. JCT. 11		IJ		L 9.55Am		L 1.45Pm					L 6.30Am	

Time Over Subdivision
Average Speed Per Hour

.05	.55	4.45	.50	.36	5.50	.05	.02	.52	.10	8.15	5.86
31.1	26.9	42.1	33.3	31.3	34.3	31.1	10.0	34.7	18.6	18.4	14.9

Westward trains are superior to eastward trains of the same class, except No. 4 is superior to Nos. 209, 207 and 201, and No. 10 is superior to Nos. 209 and 211.

8 WESTWARD

SIXTH SUBDIVISION

EASTWARD

Station Numbers	Car Capacity		SECOND CLASS				Distance from Fergus Falls	Time Table No. 78 Effective January 11, 1948			Telegraph Calls	SIGNS	SECOND CLASS					
	Other Trains					301		STATIONS					302					
187							L 1.40Pm				G8	BDN RWX	A	9.20Am				

TRAINS BETWEEN PELICAN JCT. AND FERGUS FALLS BE GOVERNED BY FIRST SUBDIVISION SCHEDULES.

		A 1.42Pm		0.67		PELICAN JCT. WEST N. P. RY. JCT.		IJ		L 9.17Am	
--	--	----------	--	------	--	-------------------------------------	--	----	--	----------	--

TRAINS BETWEEN EAST N. P. RY. JCT. AND WEST N. P. RY. JCT. BE GOVERNED BY NORTHERN PACIFIC TIME TABLE.

L-8	2	L 1.43	0.94	EAST N. P. RY. JCT.			RH	D	s 8.28
				7.87 ELIZABETH					
		s 2.01	8.81	7.54 ERHARD					s 8.10Am
L-16	25	s 2.23	16.85	6.00 PELICAN RAPIDS			P	BCDRW	L 8.10Am
L-21	51	A 2.45Pm	22.85						
		1.05 20.6		Time Over Subdivision Average Speed Per Hour					1.10 19.3

Westward trains are superior to eastward trains of the same class.

WESTWARD

SEVENTH SUBDIVISION

EASTWARD

Station Numbers	Car Capacity		THIRD CLASS		FIRST CLASS		Distance from Nolan	Time Table No. 78 Effective January 11, 1948			Telegraph Calls	Distance from Devils Lake	SIGNS	FIRST CLASS		THIRD CLASS	
	Stkings	Other Trains	601		209			STATIONS						210		602	
FS41							L 8.30Am				W	101.88	DNIJ RW	A	6.00Pm		
T16	Yard	301		L 9.00Am			s 8.45	1.58			GE	99.85	BDPRXY	s	5.52		A 5.15Pm
T28		34		9.45			s 9.01	8.65			CG	92.78	DP	s	5.32		4.55
T29		75		10.01			s 9.20	14.92			HO	86.46	D	s	5.17		4.20
T36		37		10.20			s 9.35	21.26			BN	80.12	DP	s	5.00		3.55
T39		28		10.30			f 9.41	24.18				77.20	P	f	4.53		3.30
								26.78				74.60	W				
T44		41		11.05			s 10.00	29.25			FN	73.18	DP	s	4.43		3.05
T80		88		11.25			s 10.20	35.75			QN	65.63	DP	s	4.27		2.30
T87	47	72		11.59			s 10.40	42.81			NE	58.57	CDP	s	4.10		1.45
T63		30		12.15Pm			s 10.55	47.79			KN	53.50	DP	s	3.55		1.00
T68		45		12.40			s 11.12	58.73			VI	47.65	DP	s	3.40		12.40
T75		39		1.05			s 11.28	61.05			K	40.33	DP	s	3.23		12.10Pm
T81		40		1.30			s 11.44	66.81			N	34.57	DP	s	3.08		11.44
T88		81		2.05			s 11.59	78.17			HM	28.21	DP	s	2.53		11.00
T94		51		2.38			s 12.15Pm	79.56			WA	21.82	DPW	s	2.38		10.30
T101		44		3.10			s 12.32	86.84			KY	14.54	DP	s	2.22		9.50
T110		30		3.40			s 12.53	96.10			NR	5.28	DP	s	2.01		9.25
408	Yard	678		4.00Pm			A 1.05Pm	101.38			WB		BCDNJK ORWXY	L	1.45Pm		L 9.00Am
		7.00 14.5		4.35 22.1		Time Over Subdivision Average Speed Per Hour		4.15 28.8		8.15 12.1							

Westward trains are superior to eastward trains of the same class.

Delores Mission Spur is a flag stop for trains 209, 210, 601 and 602.

WESTWARD

EIGHTH SUBDIVISION

EASTWARD 9

Station Numbers	Car Capacity		THIRD CLASS		FIRST CLASS		Distance from Vance	Time Table No. 78			Telegraph Calls	Distance from Larimore	SIGNS	FIRST CLASS		THIRD CLASS	
	Sidings	Other Tracks	591		197			Effective January 11, 1948						198	592		
			Mon., Wed. and Fri.	Daily Ex. Sun.	STATIONS			Daily Ex. Sun.	Tues., Thurs. and Sat.								
FB23	60		L 8.15 ^{Am}	L 7.25 ^{Am}				VANCE		66.07	JPYR	A 6.40 ^{Pm}	A 3.45 ^{Pm}				
R70	37		8.35	s 7.37	4.93		ARTHUR	AU	61.14	DP	s 6.24	s 3.20					
R76	34		9.00	s 7.49	10.96		HUNTER	UN	55.11	DP	s 6.12	s 2.35					
R82	30		9.15	f 8.00	16.74		GREENFIELD		49.33		f 6.01	s 2.00					
R85	28		9.25	f 8.07	19.47		PRESTON		46.60		f 5.55	s 1.45					
R87	43		9.40	s 8.15	21.64		BLANCHARD	CD	44.43	DP	s 5.50	s 1.35					
R93	24		10.03	f 8.27	27.98		MURRAY		38.09	P	f 5.38	s 12.55					
R99	131		11.00	s 8.43	33.53		MAYVILLE	MV	32.55	DPW	s 5.24	s 12.15 ^{Pm}					
R103	19		11.25	f 8.52	38.48		PORTLAND JCT.		27.59	JPY	f 5.14	s 11.20					
R110	171		12.05 ^{Pm}	s 9.10	45.00		HATTON	HT	21.07	DP	s 5.02	s 11.00					
R118	84		12.45	s 9.37	53.49		NORTHWOOD	WD	12.58	DPW	s 4.48	s 10.25					
R125	44		1.10	s 9.52	59.76		KEMPTON	MT	6.31	DP	s 4.30	s 9.52					
347	Yard	709	A 1.30 ^{Pm}	A 10.07 ^{Am}	66.07		LARIMORE	KI		BDNJK PRWXY	L 4.15 ^{Pm}	L 9.00 ^{Am}					
			5.15 13.6	2.42 24.0			Time Over Subdivision Average Speed Per Hour					2.25 27.3	6.45 9.8				

Westward trains are superior to eastward trains of the same class.

WESTWARD

NINTH SUBDIVISION

EASTWARD

Station Numbers	Car Capacity		SECOND CLASS		Distance from Erie Jct.	Time Table No. 78			Telegraph Calls	Distance from Portland Jct.	SIGNS	SECOND CLASS	
	Sidings	Other Tracks	341			Effective January 11, 1948						342	
			Tues., Thurs. and Sat.	STATIONS			Tues., Thurs. and Sat.						
815			L 9.55 ^{Am}	L 10.05			ERIE JCT.		33.86	JPR	A 1.35 ^{Pm}		
830	37		s 10.05	s 10.35	1.68		ERIE		31.23		s 1.30		
831	35		s 10.35	s 10.50	12.37		GALESBURG		20.49		s 12.55		
836	29		s 10.50	s 11.05	17.79		CLIFFORD		15.07		s 12.40		
843	13		s 11.05		24.09		ROSEVILLE		8.77		s 12.25		
847	24	40	s 11.25	s 11.40 ^{Am}	28.34		PORTLAND	RA	4.53	D	s 12.10 ^{Pm}		
R103	19		A 11.40 ^{Am}		33.86		PORTLAND JCT.			JPRY	L 11.50 ^{Am}		
			1.45 18.8				Time Over Subdivision Average Speed Per Hour					1.45 18.8	

Westward trains are superior to eastward trains of the same class.

10 WESTWARD

TENTH SUBDIVISION

EASTWARD

Station Numbers	Car Capacity		THIRD CLASS	SECOND CLASS	FIRST CLASS			Distance from Barnesville Jct	Time Table No. 78 Effective January 11, 1948	STATIONS	Telegraph Calls	Distance from Noyes	SIGNS	FIRST CLASS			THIRD CLASS	
	Sidings	Other Tracks	547	405	131	29	7							30	132	8	406	548
			Mon., Wed. and Fri.	Daily	Daily Ex. Sunday	Daily	Daily							Daily	Daily Ex. Sunday	Daily	Daily Ex. Sunday	Daily
A225	39		L 6.00Am		L 4.37Am	L 1.42Am		6.72	BARNESVILLE JCT.	DO	172.08	LPX	A 1.48Pm		A 1.33Am		A 3.30Pm	
A231	14		6.45		f 4.48	1.53		12.18	DOWNER		165.36	DP	s 1.38		1.23		3.00	
A235	41	31	7.01					16.30	CRAWFORD		159.90						2.30	
A242	38		7.45		s 5.06	s 2.12		23.07	N. P. Ry. Crossing GLYNDON	ND	155.69	DNI PW	s 1.25		s 1.10		2.15	
A250	34		8.10		f 5.18	2.23		30.91	AVERRILL	A	149.01	P	f 1.11		12.56		1.35	
A255	38		8.45		s 5.31	2.35		38.01	FELTON	FN	141.17	DP	s 12.59		12.46		1.10	
A260	11		9.15		s 5.44	2.46		41.21	BORUP	BO	134.07	DP	s 12.48		12.37		12.48	
A265	48	147	9.30		f 5.50	2.51		46.24	WHEATVILLE		130.87		f 12.42		12.32		12.20	
A271	31		10.45		s 6.02	s 3.03		51.26	ADA	J	125.84	DNPW	s 12.35		s 12.25		12.01Pm	
A275	37		11.05		f 6.10	3.11		56.00	HADLER		120.82	P	f 12.24		12.16		11.00	
A282	42		11.35		s 6.19	3.18		63.26	LOCKHART	K	115.99	DP	s 12.17		12.10		10.35	
A288	24		12.07Pm		s 6.31	3.29		69.24	BELTRAMI	DA	108.82	PW	s 12.07Pm		12.01Am		10.00	
A292	13		12.45		f 6.42	3.38		78.68	GREENVIEW		102.84	P	f 11.58		11.53		9.35	
			1.25		f 6.51	3.45		78.40	KITTSON		98.45	P	f 11.52		11.47		9.20	
			1.55		L 8.53Am	7.00		79.04	M. N. JCT		98.59	JX	11.45	A 6.48Pm	11.40		9.05	
A298	Yard	405	A 2.00Pm					79.28	CROOKSTON YARD	CA	98.61	BCJNP RWXY					L 9.00Am	
					A 8.56Am	A 7.03Am	A 3.55Am		CROOKSTON JCT		92.80	JPWX	L 11.43Am	L 6.45Pm	L 11.33Pm			

TRAINS BETWEEN CROOKSTON YARD AND NOYES JCT. WILL BE GOVERNED BY FOURTH SUBDIVISION SCHEDULES.

A306	25		L 2.00Am	L 9.13Am		L 4.13Am	82.08	2.80	NOYES JCT.		90.00	JPXY		A 6.20Pm	A 11.21Pm	A 6.40Am
							83.51	1.43	N. P. RY. CROSSING		88.57					
			2.30	f 9.23		4.21	87.07	3.50	SHIRLEY		85.01	P		f 6.12	11.14	6.20
							91.58	4.51	N. P. RY. CROSSING		80.50	I				
A313	34		2.59	s 9.36		4.32	94.33	2.75	EUCLID	CD	77.75	DP		s 6.00	11.05	5.40
A321	50		3.30	s 9.52		4.44	102.47	8.14	ANGUS	GU	69.61	P		s 5.45	10.54	4.44
A329	80	95	4.10	s 10.13		5.01	110.95	8.48	M. St. P. & S. S. M. R. R. Crocs.	W	61.13	DNI PW		s 5.31	s 10.43	4.05 4.10
A339	58		4.45	s 10.36		5.16	120.76	9.81	WARREN	AG	51.32	DPW		s 5.14	f 10.29	3.30
A348	102		5.30	s 10.59		5.30	129.21	8.45	ARGYLE	NE	42.87	DP		s 4.59	f 10.17	3.01
A356	37		6.05	s 11.19		5.44	137.74	8.53	STEPHEN	AN	34.34	DP		s 4.44	10.05	2.30
A361	46		6.25	s 11.33		5.54	142.55	4.81	DONALDSON	KY	29.58	P		s 4.36	9.57	2.10
A370	50	42	6.55	s 11.59		6.13	151.81	9.26	KENNEDY	KA	20.27	DPW		s 4.20	s 9.45	1.40
A376	40		7.20	s 12.15Pm		6.24	157.37	5.56	HALLOCK	NC	14.71	P		s 4.09	9.33	12.55
A383	34		8.04	s 12.33		6.35	164.08	6.66	NORTHCOTE	HU	8.05	P		s 3.57	9.23	12.30Am
A390	11			12.45			169.57	5.54	ST. VINCENT JCT.		2.51	JPXY		3.45		
	15			s 12.59			171.36	1.79	ST. VINCENT	SY	4.30	DPR		s 3.40		
A391	Yard	78	8.15	A 8.30Am	A 1.20Pm	6.46	169.57	2.51	ST. VINCENT JCT.		2.51	JPXY BCD NJK PRX		3.35	9.14	11.55
			8.00	6.30	4.27	2.26	172.08	2.51	NOYES	NY			L 3.30Pm	L 9.10Pm	L 11.00Pm	
			9.8	18.8	21.0	32.5			Time Over Subdivision Average Speed Per Hour				2.05	3.18	4.23	7.40
						33.5							39.6	23.8	39.2	11.7

Westward trains are superior to eastward trains of the same class.

WESTWARD				ELEVENTH SUBDIVISION				EASTWARD			
Station Numbers	Car Capacity		THIRD CLASS	FIRST CLASS	Distance from Moorhead	Time Table No. 78 Effective January 11, 1948	Telegraph Calls	Distance from Crookston Yard	SIGNS	FIRST CLASS	THIRD CLASS
	Sidings	Other Tracks	555	131						132	556
			Tues. Thur. and Sat.	Daily Ex. Sunday	STATIONS			Daily Ex. Sunday			Mon. Wed. and Fri.
			L 7.00Am	L 6.43Am					DNJ RWX	A 9.00Pm	A 2.50Pm
P 54	30		7.45	7.01	8.08		GB	58.48	D	f 8.43	2.05
P 61	70		8.25	7.12	14.86		WN	51.65	D	s 8.29	1.35
P 68	20		8.55	7.26	21.50		PY	48.01	D	s 8.15	12.55
P 74	30		9.30	7.38	27.49		RH	39.02	D	s 8.01	12.20Pm
					29.19				W		
P 80	60		10.15	7.53	33.61		SD	32.90	D	s 7.48	11.35
P 87	43		10.55	8.06	41.15		S	28.86	D	s 7.33	10.59
P 92	53		11.30	8.16	48.92		NS	20.59	D	s 7.23	10.35
P 97	38		12.10Pm	8.27	51.47		CX	18.04	D	s 7.13	10.10
P108	53		12.40	8.38	57.87		RD	9.14	D	s 7.03	9.45
P109	18		1.05	8.48	63.29			3.22	f	6.53	9.10
			A 1.20Pm	8.53Am	65.96			0.55	JX	L 6.48Pm	L 9.00Am
			6.20	2.10						2.12	5.50
			10.4	30.4						30.0	11.8
Time Over Subdivision Average Speed Per Hour											

Westward trains are superior to eastward trains of the same class.

WESTWARD				TWELFTH SUBDIVISION				EASTWARD			
Station Numbers	Car Capacity		THIRD CLASS	FIRST CLASS	Distance from Red Lake Falls Jct.	Time Table No. 78 Effective January 11, 1948	Telegraph Calls	Distance from Warroad	SIGNS	FIRST CLASS	THIRD CLASS
	Sidings	Other Tracks	553	135						136	554
			Daily Ex. Sunday	Daily Ex. Sunday	STATIONS			Daily Ex. Sunday			Daily Ex. Monday
Y 17			L 6.00Am	L 9.45Am			ON	115.30	DNIJR	A 7.10Pm	A 1.20Pm
TRAINS BETWEEN TILDEN JCT. AND RED LAKE FALLS JCT. WILL BE GOVERNED BY NORTHERN PACIFIC TIME TABLE.											
			L 6.30Am	L 10.10Am				104.40	JR	A 6.45Pm	A 12.45Pm
N 13	83		6.55	10.17	2.10		FA	102.80	DW	s 6.35	12.35Pm
N 23	30		7.30	10.37	12.35		JO	92.05	DJ	s 6.08	11.55
N 31	117		8.55	11.01	20.04		VR	85.34	DRWXY	s 5.50	11.30
	9				22.66			81.74			
N 36	15		9.20	11.14	26.40			77.91	f	5.24	10.10
N 41	35		9.50	11.26	31.90		GR	72.50	D	s 5.13	9.50
N 51	46		10.30	11.43	41.86		MD	62.54	D	s 4.55	9.15
N 59	23		11.00	11.59	50.27			54.13		s 4.39	8.40
N 70	65		11.50	12.18Pm	60.53		GB	43.87	DW	s 4.19	8.10
N 79	51		12.45Pm	12.35	70.01		BA	34.39	D	s 4.02	7.20
N 86	16		1.10	12.47	76.88			27.55		s 3.49	6.50
N 92	66		1.55	1.05	83.01		RU	21.39	DW	s 3.38	6.25
N101	15		2.25	1.24	92.11		SA	12.29		s 3.20	5.30
					103.80			0.60	I BCDR WXY		
N114	Yard	130	A 2.55Pm	A 1.50Pm	104.40		WD			L 5.53Pm	L 5.00Am
			8.55	4.05						4.10	8.20
			12.9	28.2						27.7	13.8
Time Over Subdivision Average Speed Per Hour											

Westward trains are superior to eastward trains of the same class.

12 WESTWARD

THIRTEENTH SUBDIVISION

EASTWARD

Station Numbers	Car Capacity		THIRD CLASS	SECOND CLASS	FIRST CLASS		Distance from Grand Forks	Time Table No. 78 Effective January 11, 1948	STATIONS	Telegraph Calls	Distance from Grafton	SIGNS	FIRST CLASS	SECOND CLASS	THIRD CLASS
	Sidings	Other Tracks	543	307		139							140	308	544
			Mon., Wed. and Fri.	Daily Ex. Sunday		Daily Ex. Sunday							Daily Ex. Sunday	Daily Ex. Sunday	Tue., Thur. and Sat.
317			L 5.10Am	L 9.30Am			2.50	PA TOWER	PA	80.77	DNIJXY		A 6.55Pm	A 2.55Pm	
							3.80	N. P. RY. CROSSING		79.47	P				
O-12	74		6.00	s 10.03			14.41	MANVEL	MV	68.95	DP		s 6.30	2.05	
O-24	79	44	6.40	s 10.34			26.47	ARDOCH	HN	56.89	DP		s 5.58	1.15	
							26.49	M. ST. P. & S. S. W. R. R. CROSSING		56.87	I				
O-30		98	7.30	s 10.50			32.61	MINTO	MT	60.75	DPW		s 5.38	12.40	
O-35		40	7.45	f 11.02			37.21	HERRIOTT		46.15	P		f 5.22	12.01Pm	
							40.80	N. P. RY. CROSSING		42.56					
O-39	87	157	A 8.15Am	s 11.31	L 11.41Am		41.49	GRAFTON	FN	41.87	BCDP RWX	A 4.40Pm	s 5.10	L 11.41Am	
		27		11.35	A 11.44Am		42.23	GRAFTON JCT.		41.13	JPXY	L 4.35Pm	4.40		
O-46		88		s 11.55			47.98	AUBURN	AU	35.38	DP		s 4.20		
O-53		138		s 12.10Pm			55.62	ST. THOMAS	MS	27.74	DP		s 3.58		
O-59		36		s 12.31			61.68	GLASBTON	NA	21.68	P		s 3.33		
O-66		67		s 12.55			68.63	HAMILTON	H	14.73	DP		s 3.13		
O-71		81		s 1.15			73.76	BATHGATE	VD	9.60	DP		s 2.48		
O-79	Yard	157		s 1.40			81.62	NECHE	CH	1.74	DPRWX		s 2.25		
			A 1.50Pm				83.36	GRENA	N		DJPRY		L 2.00Pm		
			3.05 12.6	4.20 18.6	.03 14.8			Time Over Subdivision Average Speed Per Hour				.05 8.9	4.55 16.4	3.14 19.0	

Westward trains are superior to eastward trains of the same class.

WESTWARD

FOURTEENTH SUBDIVISION

EASTWARD

Station Numbers	Car Capacity		THIRD CLASS	FIRST CLASS		Distance from Grafton Jct.	Time Table No. 78 Effective January 11, 1948	STATIONS	Telegraph Calls	Distance from Walhalla	SIGNS	FIRST CLASS	THIRD CLASS
	Sidings	Other Tracks	543	139	140							544	
			Mon., Wed. and Fri.	Daily Ex. Sunday	Daily Ex. Sunday							Tue., Thur. and Sat.	
	76		L 10.00Am	L 11.44Am		47.59	GRAFTON JCT.		47.59	JPXY	A 4.35Pm	A 10.55Am	
OA-7		141	10.20	s 11.57	5.73	51.86	NASH	NA	41.86	D	s 4.21	10.20	
OA-14	66	104	10.50	s 12.19Pm	12.92	54.64	HOOPLE	HO	34.67	D	s 4.05	9.50	
OA-18		137	11.25	s 12.31	17.56	56.29	CRYSTAL	CT	30.03	D	s 3.51	9.20	
OA-24		45	11.55	s 12.49	23.85	57.62	HENSEL	CA	23.74	D	s 3.35	8.50	
OA-32		117	12.40Pm	s 1.19	31.47	59.47	CAVALIER	CV	16.12	DW	s 3.15	8.20	
OA-37		35	1.00	s 1.34	36.44	61.15	BACKOO	BO	11.15	D	s 2.55	7.40	
OA-42		35	1.20	f 1.48	41.88	57.1	LEYDEN		5.71		s 2.39	7.20	
OA-48	Yard	184	A 1.45Pm	A 2.05Pm	47.59		WALHALLA	WA		CDWXY	L 2.25Pm	L 7.00Am	
			3.45 12.2	3.21 20.2			Time Over Subdivision Average Speed Per Hour				2.10 22.0	3.55 19.1	

Westward trains are superior to eastward trains of the same class.

WESTWARD

FIFTEENTH SUBDIVISION

EASTWARD 13

Station Numbers	Car Capacity		THIRD CLASS		FIRST CLASS		Distance from Laramore	Time Table No. 78			Distance from Hannah	SIGNS	FIRST CLASS		THIRD CLASS	
	Sidings	Other Tracks	641		205			Effective January 11, 1948					206		642	
			Mon. Wed. and Fri.		Daily Ex. Sun.			STATIONS					Daily Ex. Sun.		Tues. Thur. and Sat.	
R-139	29		L 5.40Am	L 10.25Am	2.27	HANNAH JCT.	94.77	JPX	A 6.03Pm	A 3.00Pm						
R-146	29		6.05	s 10.38	8.21	MICANNA	88.98	D	s 5.51	2.30						
R-150	64		6.30	s 10.52	14.77	ORR	82.37	D	s 5.37	2.00						
R-156	26		6.55	s 11.03	19.00	INKSTER	78.14	D	s 5.27	1.30						
R-161	44		7.20	s 11.19	25.55	CONWAY	71.50	DI	s 5.15	12.55						
R-168	50	148	7.50	s 11.32	30.53	M. St. P. & S. S. M. R. R. Crossing										
R-173	25		8.30	s 11.57	36.00	PISEK	66.61	D	s 5.05	12.32Pm						
R-177	98		8.55	f 12.08Pm	42.12	PARK RIVER	60.45	CDWY	s 4.53	11.57						
R-183	30	30	9.25	s 12.20	45.99	KERRY	55.02	f	s 4.43	10.59						
R-189	41		9.55	s 12.37	53.27	EDINBURG	51.15	D	s 4.36	10.45						
R-195	54		10.35	s 12.55	58.56	UNION	44.87	DW	s 4.24	10.15						
R-201	30		11.05	s 1.10	64.24	MILTON	38.58	D	s 4.12	9.50						
R-207	37	89	11.30	s 1.23	69.87	OSNABROCK	32.80	D	s 3.58	9.25						
R-214	35		12.05Pm	s 1.48	76.05	KASSY	27.27		s 3.43	9.00						
R-221	42		12.30	s 2.04	83.08	LANGDON	21.09	DW	s 3.30	8.40						
R-228	35		12.55	s 2.20	90.44	DRESDEN	14.06	D	s 3.15	7.50						
			A 1.20Pm	A 2.35Pm	97.14	WALES	6.70	D	s 3.00	7.25						
			7.40	4.10		HANNAH	HN	XY	L 2.45Pm	L 7.00Am						
			12.3	23.7		Time Over Subdivision Average Speed Per Hour						3.18	8.00			
											28.7		11.9			

Westward trains are superior to eastward trains of the same class.

14 WESTWARD

SIXTEENTH SUBDIVISION

EASTWARD

Station Numbers	Car Capacity		THIRD CLASS		FIRST CLASS		Distance from Lakota	Time Table No. 78			Telegraph Calls	Distance from Series	SIGNS	FIRST CLASS		THIRD CLASS	
	Sidings	Other Tracks	643		207			Effective January 11, 1948						208		644	
			Mon., Wed. and Fri.	Daily Ex. Sun.	STATIONS			Daily Ex. Sun.	Tues.-Thur. and Sat.								
VA-7		7	L 9.00Am	L 10.52Am	0.32	SARLES JCT.	72.37	JXY	A 4.30Pm	A 1.45Pm							
			9.25	11.04	7.21	RECTOR	65.48		f 4.15	1.15							
					8.61	M. St. P. & S. S. M. R. R. Crossing	64.08										
VA-12		35	9.45	11.19	12.40	BROCKET	KO 60.29	D	s 4.05	12.55							
VA-18		35	10.30	11.33	18.66	LAWTON	ON 54.03	D	s 3.52	12.25Pm							
VA-27		42	207 12.04Pm	643-644 11.54	27.19	EDMORE	RD 45.50	DW	s 3.35	11.54							
VA-34		26	12.25	12.09Pm	33.88	DERRICK	RC 38.81		s 3.19	10.40							
VA-40		44	1.00	12.25	40.05	HAMPDEN	DN 32.64	D	s 3.08	10.10							
VA-45		16	1.20	12.38	44.85	WEAVER	27.84		s 2.57	9.50							
					48.53	M. St. P. & S. S. M. R. R. Crossing	24.16										
VA-53		44	1.50	1.03	52.44	MUNICH	MN 20.25	DW	s 2.42	9.25							
VA-60		34	208 2.27	1.21	59.88	CLYDE	CD 12.81	D	s 2.27	8.55							
VA-66		36	2.55	1.35	65.82	CALVIN	VN 6.87	D	s 2.14	8.30							
VA-73		78	A 3.20Pm	208 1.50Pm	72.69	SARLES	SA	CDR XY	L 2.00Pm	8.00Am							
			6.20	2.58					2.30	5.45							
			11.4	24.5					29.3	12.6							
Time Over Subdivision Average Speed Per Hour																	

Westward trains are superior to eastward trains of the same class.

WESTWARD

SEVENTEENTH SUBDIVISION

EASTWARD

Station Numbers	Car Capacity		THIRD CLASS		FIRST CLASS		Distance from Church's Ferry	Time Table No. 78			Telegraph Calls	Distance from St. John	SIGNS	FIRST CLASS		THIRD CLASS	
	Sidings	Other Tracks	647		209			Effective January 11, 1948						210		648	
			Mon., Wed. and Fri.	Daily Ex. Sun.	STATIONS			Daily Ex. Sun.	Tues.-Thur. and Sat.								
427			L 7.01Am	L 2.15Pm		CHURCH'S FERRY	FY 54.83	BDJPR WXY	A 9.55Am	A 11.45Am							
X7		25	7.25	2.35	7.37	MAZA	Z 47.46		s 9.37	11.05							
X15	50	123	8.45	3.05	15.38	CANDO	CN 39.45	D	s 9.22	10.22							
X22		35	210 9.07	3.20	21.67	CONSIDINE	33.16		s 9.07	9.07							
X28		35	9.55	3.45	27.84	M. St. P. & S. S. M. R. R. Crossing. BISBEE	BS 26.99	D	s 8.55	8.30							
X35		35	10.35	4.10	35.16	PERTH	RH 19.67	D	s 8.41	7.50							
X41		26	10.59	4.25	41.06	GRONNA	13.77		s 8.28	7.15							
X48		35	11.35	4.55	47.41	ROLLA	RO 7.42	DW	s 8.14	6.50							
X55	Yard	69	A 12.01Pm	A 5.10Pm	54.83	ST. JOHN	SJ	CDRXY	L 8.00Am	6.00Am							
			5.00	2.55					1.55	5.45							
			11.0	18.8					28.6	9.5							
Time Over Subdivision Average Speed Per Hour																	

Westward trains are superior to eastward trains of the same class.

WESTWARD

EIGHTEENTH SUBDIVISION

EASTWARD 15

Station Numbers	Car Capacity		SECOND CLASS				Distance from York	Time Table No. 78		Telegraph Calls	Distance from Dunseith	SIGNS	SECOND CLASS						
	Siding	Other Trucks				353		Effective January 11, 1948								354			
						Daily Ex. Sunday		STATIONS								Daily Ex. Sunday			
445						L 4.05Pm			XN	41.94	BDJP RWXY	A 12.01Pm							
XB 7		15				f 4.20	7.29			34.65		f 11.20							
XB14		35				s 4.45	14.33		WF	27.61	D	s 11.05							
XB21		24				s 5.10	20.92		SN	21.02	D	s 10.25							
XB28		45				s 5.40	27.34		MC	14.60	DW	s 10.00							
XB34		33				s 6.05	34.19		AN	7.75	D CDR XY	s 9.30							
XB42	Yard	101				A 6.25Pm	41.94		DN			L 9.00Am							
						2.20						8.01							
						17.9						14.0							
Time Over Subdivision Average Speed Per Hour																			

Westward trains are superior to eastward trains of the same class.

WESTWARD

NINETEENTH SUBDIVISION

EASTWARD

Station Numbers	Car Capacity		THIRD CLASS		FIRST CLASS		Distance from Rugby	Time Table No. 78		Telegraph Calls	Distance from Antler	SIGNS	FIRST CLASS		THIRD CLASS			
	Siding	Other Trucks	651		213			Effective January 11, 1948							214		652	
			Mon. Wed. and Fri.		Daily Ex. Sunday			STATIONS					Daily Ex. Sunday		Tue. Thur. and Sat.			
465			L 8.00Am		L 3.30Pm				RU	80.24	BCDNJ KRWXY	A 12.30Pm		A 11.20Am				
V 6		10	8.20		f 3.43	6.34				73.90		f 12.10Pm		10.35				
V18		36	8.50		s 4.00	12.76			BN	67.48	D	s 11.58		10.20				
V21	46	36	9.30		s 4.20	21.21			WC	59.03	DW	s 11.40		9.50				
V30		49	10.15		s 4.38	28.58			OM	51.66	D	s 11.19		9.20				
V38		109	214 10.57		s 5.10	38.10			BO	42.14	DW	651 10.57		8.55				
V45		26	11.35		s 5.25	44.76			CB	35.48	D	s 10.42		8.15				
V51		63	12.20Pm		s 5.40	51.10			SU	29.14	D	s 10.30		7.50				
V56		22	12.50		s 5.55	56.63			HO	23.61	D	s 10.18		7.15				
V62		27	1.15		s 6.08	61.72			NA	18.52	D	s 10.08		7.00				
						63.43						W						
V67		79	2.00		s 6.25	67.53			WS	12.71	D	s 9.56		6.30				
V73		21	2.30		s 6.38	73.53				6.71		s 9.42		5.50				
V80		60	A 3.00Pm		A 6.50Pm	80.24			AR		CDR XY	L 9.30Am		L 5.30Am				
			7.00		3.20							3.00		5.50				
			11.4		24.0							26.7		18.7				
Time Over Subdivision Average Speed Per Hour																		

Westward trains are superior to eastward trains of the same class.

16 WESTWARD

TWENTIETH SUBDIVISION

EASTWARD

Station Numbers	Car Capacity		SECOND CLASS				Distance from Towner	Time Table No. 78		Telegraph Calls	Distance from Marbase	SIGNS	SECOND CLASS			
	Sidings	Other Tracks				351		Effective January 11, 1948					352	346		
						Daily Ex. Sunday		STATIONS					Daily Ex. Sat. and Sun.	Sat. only		
484						L 2.55Pm			TOWNER	OW	45.46	BDJKP RWXY	A 12.35Pm	A 10.00Am		
XD 9	10					f 3.15	8.91		8.91 MILROY		36.55		f 11.55	f 9.35		
XD14	35					s 3.30	14.16		8.25 BANTRY	BA	31.30	D	s 11.30	s 9.15		
XD22	35					s 4.00	22.14		7.98 UPHAM	AU	23.32	D	s 10.50	s 8.35		
							26.55		6.41 WATER TANK		18.91	W				
XD80	14					s 4.18	29.50		2.95 DEEP		15.96		s 10.10	s 8.00		
							30.86		1.30 M. St. P. & S. M. R. R. Crossing		14.60					
XD35	45					s 4.32	34.82		2.96 NEWBURG	BR	10.64	D	s 9.45	s 7.40		
XD41	15					f 4.45	40.77		2.95 DUNNING		4.69		f 9.10	f 7.15		
XD46	61					A 5.00Pm	45.46		4.69 MAXBASS	MX		CDRW XY	L 8.50Am	L 7.00Am		
							2.05									
							21.4									
									Time Over Subdivision					3.45	8.00	
									Average Speed Per Hour					12.1	15.1	

Westward trains are superior to eastward trains of the same class.

WESTWARD

TWENTY-FIRST SUBDIVISION

EASTWARD

Station Numbers	Car Capacity		SECOND CLASS				Distance from Granville	Time Table No. 78		Telegraph Calls	Distance from Sherwood	SIGNS	SECOND CLASS			
	Sidings	Other Tracks				309		Effective January 11, 1948					310	312		
						Daily Ex. Sunday		STATIONS					Daily Ex. Sat. and Sun.	Sat. only		
504						L 3.05Pm			GRANVILLE	J	61.22	BDJKP RWXY	A 12.45Pm	A 9.30Am		
XA 7	14					f 3.20	7.07		7.07 RISING		54.15		f 12.15	f 9.00		
XA13	38					s 3.40	13.00		6.93 DEERING	DR	48.22	D	s 12.01Pm	s 8.40		
XA18	15					f 3.52	17.99		6.99 WOLSETH		43.23		f 11.40	f 8.20		
XA25	36					s 4.15	24.47		6.48 GLENBURN	GX	36.75	DW	s 11.20	s 8.00		
XA30	26					f 4.27	29.73		6.26 FORFAR		31.49		f 10.45	s 7.40		
XA35	47					s 4.47	35.27		5.54 LANSFORD	S	25.95	D	s 10.30	s 7.25		
									M. St. P. & S. M. R. R. Crossing							
XA41	25					s 5.00	40.63		5.36 TRURO		20.59		s 10.10	s 7.05		
XA46	68					s 5.35	46.36		5.73 MCNALL	MO	14.86	D	s 9.49	s 6.50		
							51.19		4.83 WATER TANK		10.03	W				
XA53	18					s 5.55	54.01		3.82 LORAIN	RI	7.31	D	s 9.20	s 6.20		
XA61	77					A 6.15Pm	61.22		7.21 SHERWOOD	WD		CDRW XY	L 9.00Am	L 6.00Am		
							8.10									
							19.3		Time Over Subdivision					3.45	3.30	
									Average Speed Per Hour					16.3	17.5	

Westward trains are superior to eastward trains of the same class.

WESTWARD

TWENTY-SECOND SUBDIVISION

EASTWARD 17

Station Numbers	Car Capacity		SECOND CLASS				Distance from Evansville	Time Table No. 78		Telegraph Calls	Distance from Elbow Lake	SIGNS	SECOND CLASS					
	Sidings	Other Tracks						Effective January 11, 1948										
						339												
						Fri. Only												
159						L 6.30pm			EVANSVILLE	NS	16.30	RDN WC	A 8.40pm					
E 7	87					s 6.55	6.88		ERDAHL	ER	9.42	D	s 8.15					
E11	10					s 7.10	11.88		THORSBORG		4.92		s 7.55					
							14.42		M. ST. P. & S. S. M. R. R. CROSSING		1.88	I						
E16	38					A 7.30pm	16.80		ELBOW LAKE	KB		RD	L 7.40pm					
							1.00		Time Over Subdivision				1.00					
							16.3		Average Speed Per Hour				16.3					

Westward trains are superior to eastward trains of the same class.

WESTWARD

TWENTY-THIRD SUBDIVISION

EASTWARD

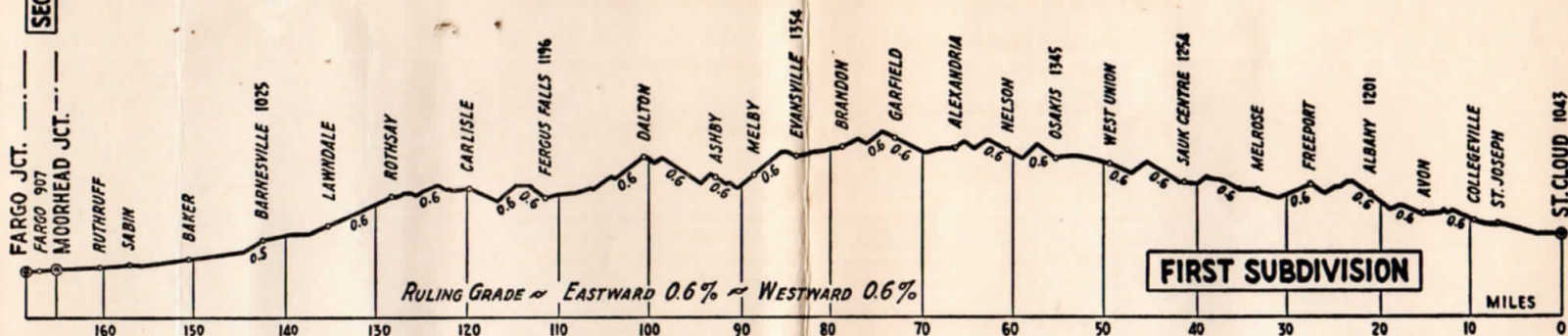
Station Numbers	Car Capacity		SECOND CLASS				Distance from Devils Lake	Time Table No. 78		Telegraph Calls	Distance from Hansboro	SIGNS	SECOND CLASS					
	Sidings	Other Tracks						Effective January 11, 1948										
						203												
						Mixed												
						Daily Ex. Sun.												
408	64					L 7.00Am			DEVILS LAKE	WS	66.98	BCDNJK RWXY	A 3.35pm					
FG 8	24					f 7.27	7.50		M. ST. P. & S. S. M. R. R. CROSSING		58.48		s 3.15					
FG12	69					s 7.45	12.15		SWEETWATER		58.88	D	s 2.55					
FG18	31					s 8.05	17.45		WEBSTER	RS	48.58		s 2.15					
FG24	84					s 8.35	24.07		GARSKE		41.91	D	s 1.50					
FG29	11					f 8.45	28.95		STARKWEATHER	KT	37.08		f 1.20					
FG34	30					f 9.05	33.27		ST. JOE		32.71		f 1.10					
FG40	33					s 9.27	39.69		NEWVILLE		26.29	D	s 12.50					
FG47	26					s 9.48	46.35		M. ST. P. & S. S. M. R. R. CROSSING	OM	19.63		s 12.30					
FG53	39					s 10.14	53.21		CROCUS		12.77	DW	s 12.10pm					
FG59	21					s 10.30	59.08		ROCK LAKE	RA	6.90		s 11.45					
FG66	48					A 11.00Am	66.98		ELLSBERRY	HN		DRY	L 11.30Am					
							4.00		Time Over Subdivision				4.05					
							16.5		Average Speed Per Hour				15.1					

Westward trains are superior to eastward trains of the same class.

Business Tracks not Shown as Stations on Time Table.

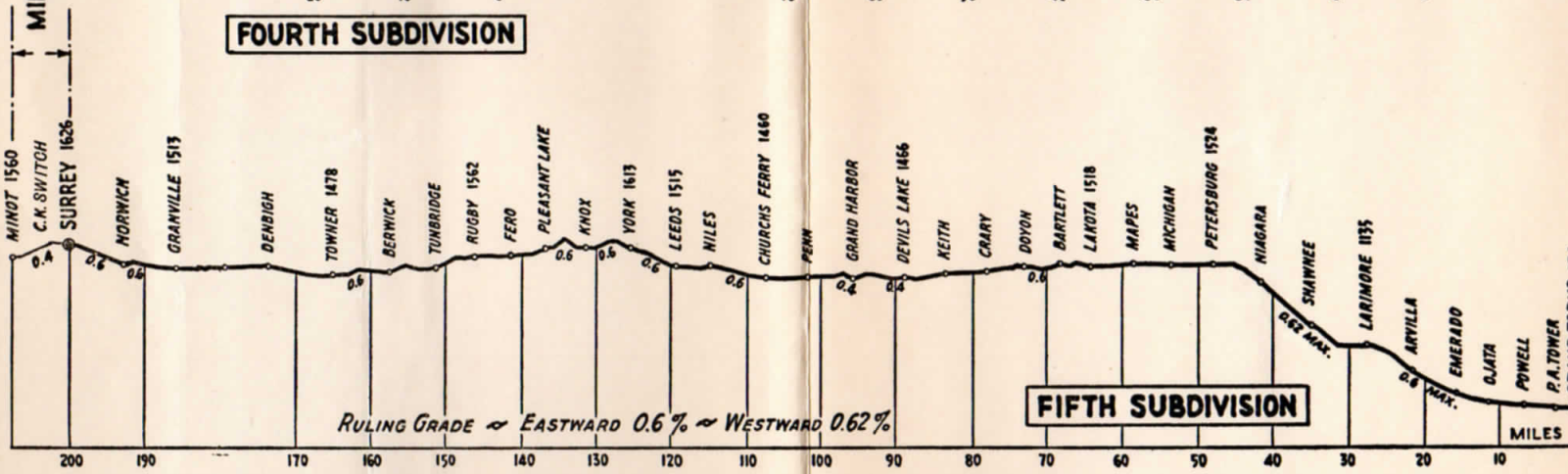
NAME	LOCATION	Capacity Cars
Third Subdivision.		
Alton	2.36 miles west of Kelso	23
Taft	3.66 miles west of Hillsboro ..	23
Flaat	2.96 miles west of Merrifield..	15
Fourth Subdivision.		
Ross	2.64 miles west of Hixon	51
Seventh Subdivision.		
Dolores Mission Spur	4.35 miles west of Tokio	11
Tenth Subdivision.		
Spur No. 1	2.28 miles west of Glyndon	12
Roan	5.03 miles west of Angus	45
Luna	4.18 miles west of Warren	19
Chatham	4.98 miles west of Kennedy	14
Hill Farm	0.58 miles west of Northcote ..	16
Eleventh Subdivision.		
Bingham	2.41 miles west of Moorhead..	258
Twelfth Subdivision.		
Lyell Spur	3.10 miles east of Warroad	10
Thirteenth Subdivision.		
Calspur	0.93 mile west of Pa Tower	41
Fifteenth Subdivision.		
Edison	2.87 miles west of Hannah Jct.	11

SECOND SUBDIVISION

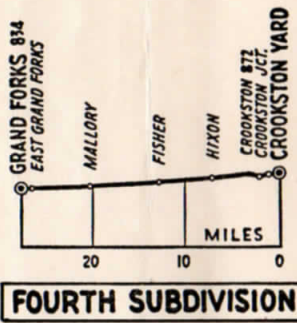


FIRST SUBDIVISION

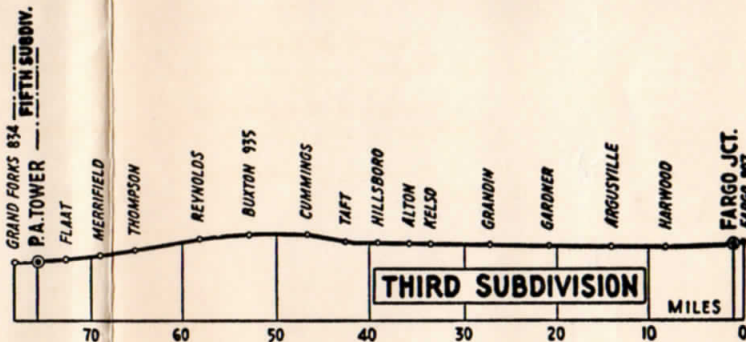
MINOT DIVISION



FIFTH SUBDIVISION



FOURTH SUBDIVISION



THIRD SUBDIVISION

Elevation....175

